Playing the Recorder

62 Sequential Songs
2 Assessments

North American Division Office of Education
Spring 2017

TABLE OF CONTENTS

How to Use
Self-Assessment
Teacher Assessment
GAB Songs
- Hot Cross Buns 6
- The Closet Key 7
- Possum Trot 8
- Au Clair de la Lune 9
- All Through the Night 10
- Possum Trot – 2 11
- All Through the Night – 2 12

Add Low E
- Good Night 13
- Bounce High 14
- Snail, Snail 15
- Lucy Locket 16
- Acka Backa 17
- Who Has Seen the Wind? 18
- Sammy Went to Sea 19
- Old Mister Rabbit 20

Add Low D
- Red Sails 21
- Chickalileo 22
- Cotton-eyed Joe 23
- Ice Cream, Soda 24
- Band of Angels 25
- Wayfaring Stranger 26

Add High D (d^1)
- See Saw 27
- Mary Had a Little Lamb (in G) .. 28
- Largo (in G) 29
- Amazing Grace 30

Add High C (c^1)
- Button, Button 31
- Good Night, Ladies 32
- God Is So Good (in G) 33
- Go Tell Aunt Rhody 34
- All Through the Night (Harmony) 35

Add High C (c^1) *continued*
- Who Built the Ark 36
- When the Saints Go Marching In 37
- Alouette 38
- Joyful, Joyful We Adore Thee 39
- Jingle Bells 40
- I Know Where I Going 41
- Oats & Beans & Barley Grow 42
- He Is Born 43

Add F#
- Hot Cross Buns (in D) 44
- Largo (in D) 45
- B-I-N-G-O 46
- Old Time Religion 47
- Yankee Doodle 48
- Li'l Liza Jane (in D) 49
- We Three Kings of Orient Are 50
- Away in a Manger 51
- We Wish You a Merry Christmas 52
- Simple Gifts (duet) 53

Add Middle C
- God Is So Good (in C) 54
- Mary Had a Little Lamb (in C) 55
- Largo (in C) 56
- Li'l Liza Jane (in C) 57
- I'm Gonna Sing (duet) 58
- We Shall Overcome (duet) 59

Add Low F
- Frosty Weather 60
- This Little Light of Mine 61
- Joy to the World 62

Add Bb
- Go Tell It on the Mountain 63
- Lovely Evening (round) 64
- My Country, 'Tis of Thee 65
- My Jesus, I Love Thee 66

Add G#
- Into My Heart 67

HOW TO USE

PLAYING THE RECORDER SUPPLEMENTARY REPERTOIRE

Learning to play the recorder is a time-honored tradition for lower grade students. The recorder is an excellent beginning instrument that can help children to learn to exercise breath control as well as the finger control that is important in learning a number of other instruments. The children also learn to match notes on the staff with finger positions, another skill that is very valuable when learning more complex instruments. Finally, it is simply fun for most children to make music on an instrument. (Teachers must always be aware of those few children with very sensitive ears for whom hearing and playing the recorder can be painful.)

The resources for teaching the recorder include

Spotlight on Music Resources*:*

- Recorder Grades 3-4 PDF document
    - 17 lessons are assigned to eight weeks of instruction in the Lower Level cycle charts
    - 19 lessons are *not* assigned; the songs in the lessons are only found in the Grade 4 Song Anthology
- Virtual Recorder
- Virtual Recorder – Recorder Fingerings

Playing the Recorder supplementary materials

- Self-assessment tool for student performance
- Teacher assessment tool for student performance
- Reproducible music 61 songs in learning sequence

Lower Level:

Cycles 1 – 4

- Recorder lessons are included in Quarter 3 – Lessons 2-9 and Quarter 4 – Lessons 1-3
- Recorder lessons that utilize the supplementary materials are Quarter 3 – Lessons 5 and 7, and Quarter 4 – Lessons 1, 2, and 3

Upper Level:

Cycles 1 – 4

- Recorder lessons are included in Quarter 1 – Lessons 3, 5-8; Quarter 3 – Lessons 2-9; Quarter 4 – Lesson 1
- Recorder lessons that utilize the supplementary materials are Quarter 1 – Lessons 3, 5-8; Quarter 3 – Lessons 2-3. 5-6, 8-9; Quarter 4 – Lesson 1

HOW DID I DO?

Student Checklist for Recorder Performance

STUDENT_____

SONG _____

I felt confident that I would play well and I did.	Yes	No
I was excited to play for my classmates.	Yes	No
I had my LEFT HAND on top, right hand on bottom.	Yes	No
I had my finger pads covering the correct holes.	Yes	No
I held the recorder at the proper angle.	Yes	No
My arms, hands, and fingers were relaxed and calm.	Yes	No
I played the rhythm correctly, keeping a steady beat.	Yes	No
I played the notes of the song correctly without help.	Yes	No
I tongued each note correctly.	Yes	No
The sound of my playing was pleasant with no squeaks.	Yes	No.

TOTAL "Yes" answers _____

SCORE: 9-10 Powerful
6 -8 Capable
3 -5 Developing
0 -2 Undeveloped

HOW DID I DO?

Teacher Checklist for Recorder Performance

STUDENT_____

SONG _____

4 POWERFUL (Independent)

Displays confident and eager attitude
Plays song with correct rhythm and pitches
Creates pleasing tone using careful articulation
Arms, hands, and fingers are correct and calm

3 CAPABLE

Displays confident and eager attitude
Plays song with correct rhythm and pitches, only minor stumbles
Creates acceptable sound, may have brief squeak but corrects the problem quickly without help
Arms, hands, and fingers are correct but slightly tense

2 DEVELOPING

Plays nervously, lacks confidence while playing
Shows difficulty with rhythm and pitches, but keeps playing
Creates quavery or harsh sound, incorrect articulation
Arms, hands, or fingers somewhat incorrect

1 UNDEVELOPED

Doesn't want to play for the class, gives up in the middle of the song
Great difficulty or "no clue" with playing rhythm and pitches
Creates sound that has no relation to correct pitches
Uncertain of correct arm, hand, or finger position

SCORE: 9-10 Powerful
6 -8 Capable
3 -5 Developing
0 -2 Undeveloped

Hot Cross Buns

Playing G A B



The Closet Key

Playing G A B with Repeat Sign

African-American Folk Song

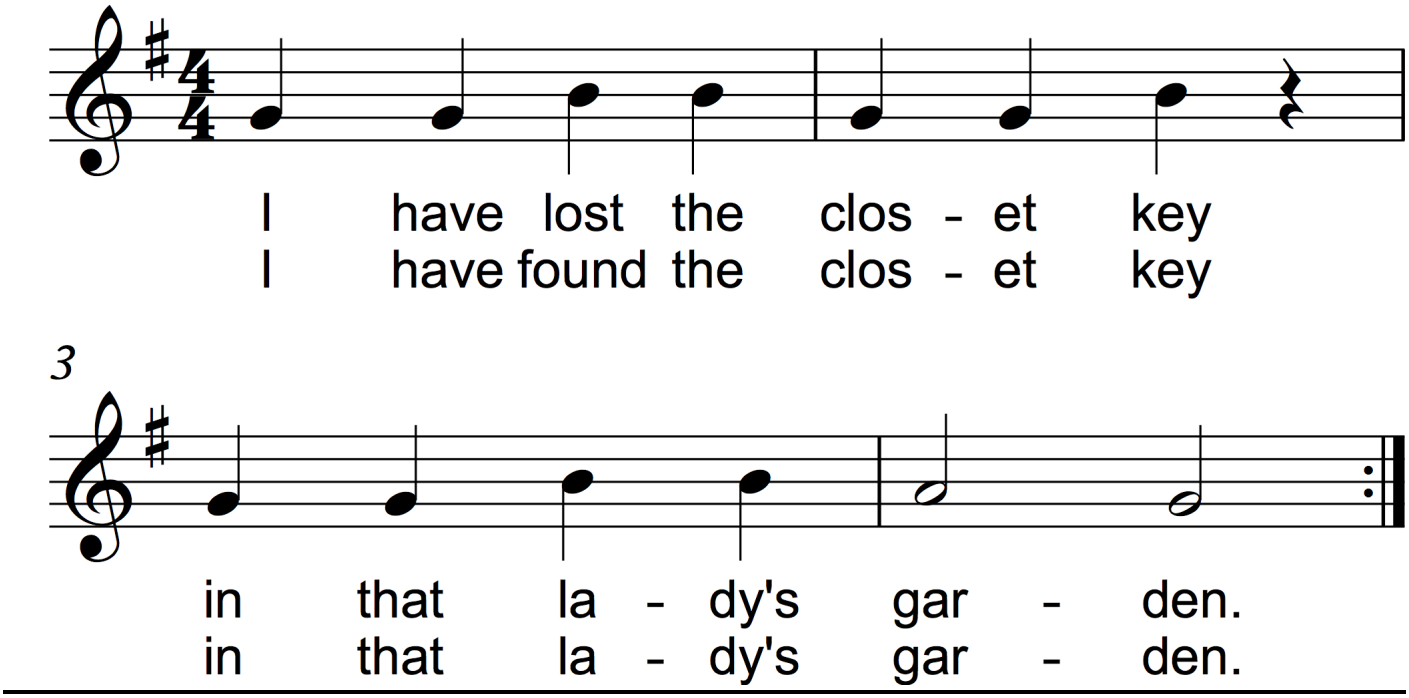

Possum Trot

Playing G A B

American Folk Song



Au Clair de la Lune

Playing G A B

18th Century French Folk Song



All Through the Night

Playing G A B

American Folk Song



Possum Trot

Playing G A B with 1st and 2nd ending

American Folk Song



All Through the Night

Playing G A B with *DC al Fine*

American Folk Song



DC al Fine means to go back to the beginning
and stop at the *Fine* (which means End.)

Good Night

Playing E G

Traditional



Bounce High

Playing E G

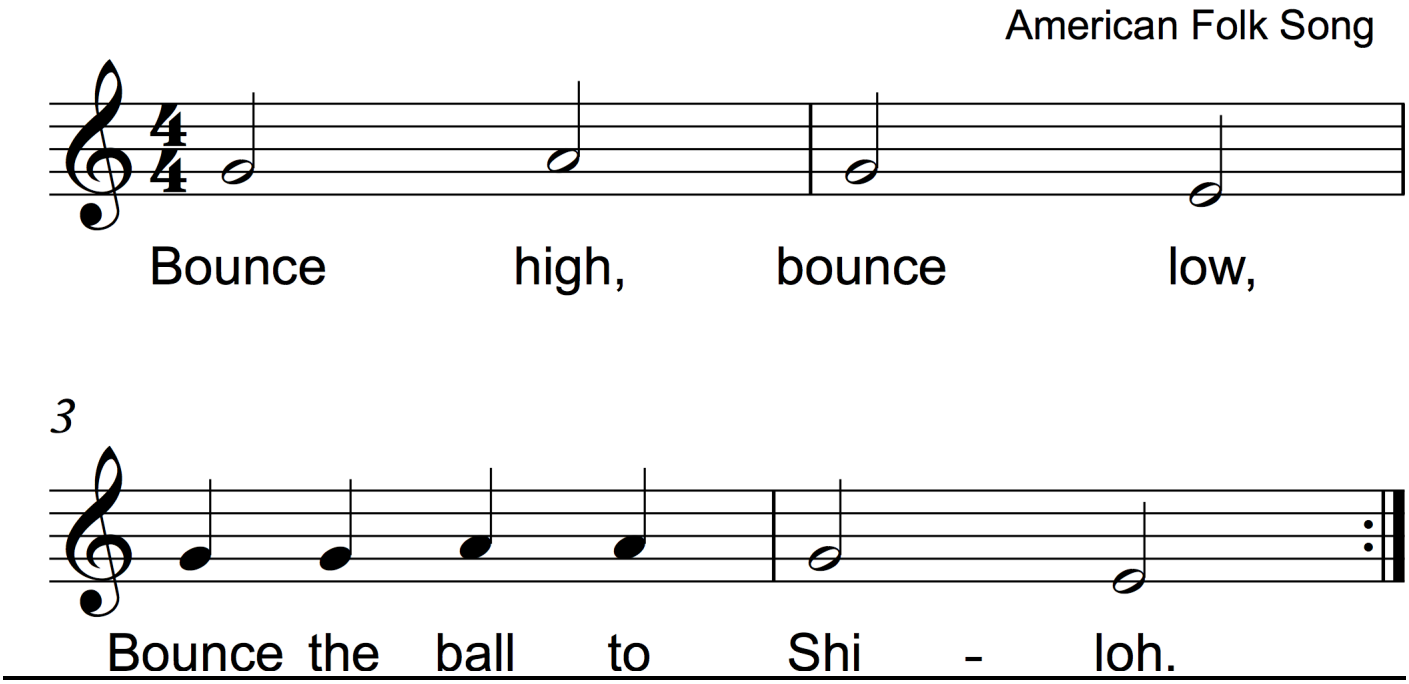

Snail, Snail

Playing E GA

Source Unknown



Lucy Locket

Playing E GA

English Nursery Rhyme

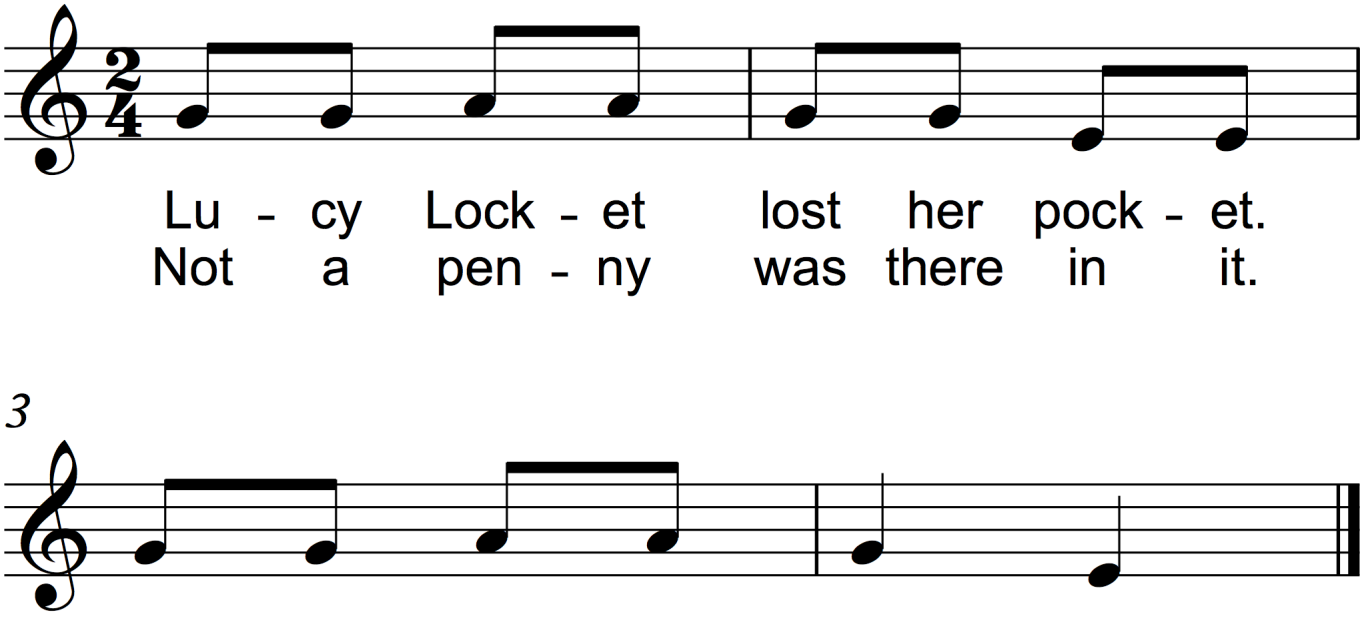

Acka Backa

Playing E GAB

Traditional



Who Has Seen the Wind?

Playing E GAB

Christina Rosetti

Unknown

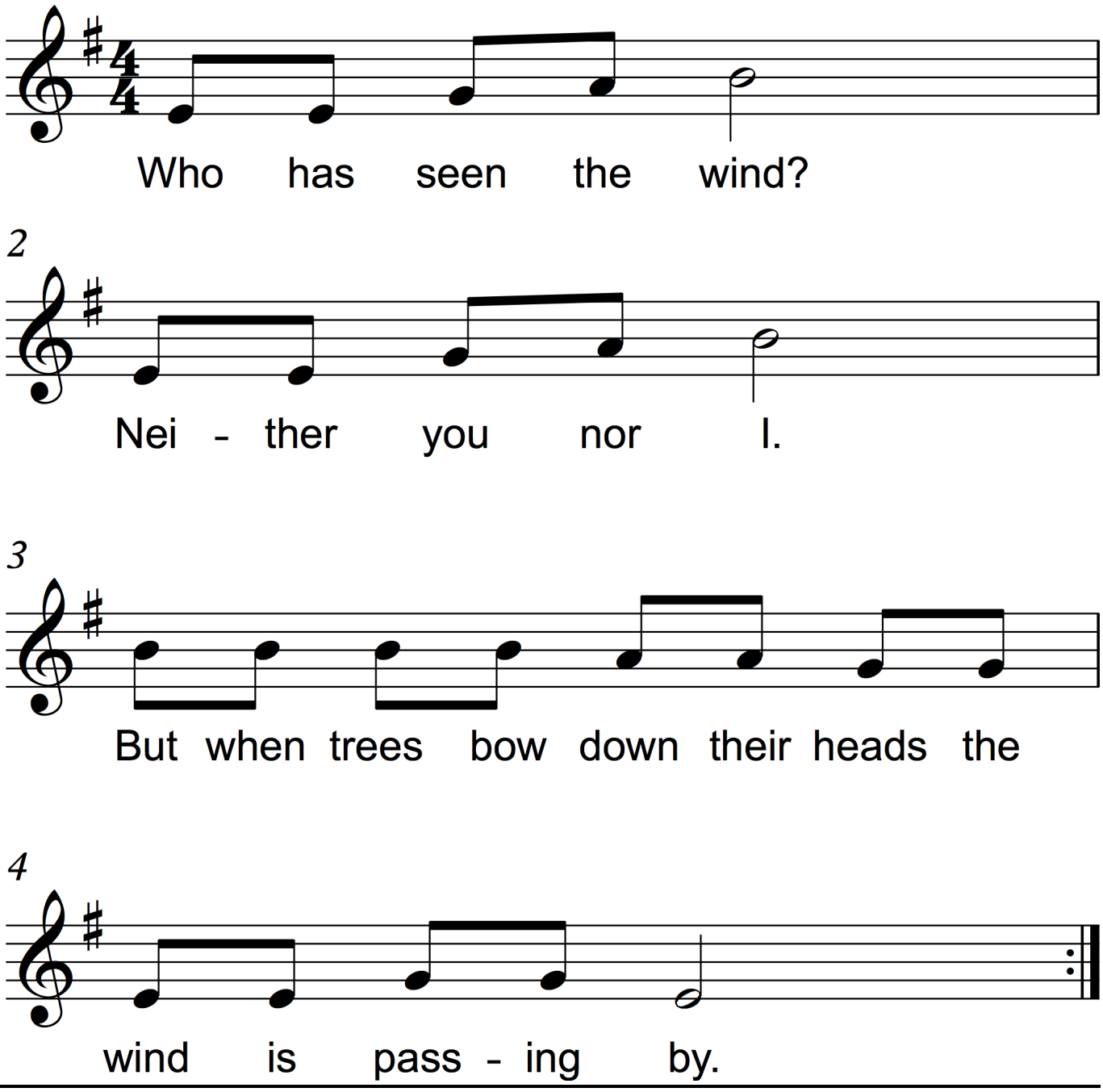

Sammy Went to Sea

Playing E GAB

Source Unknown



Old Mister Rabbit

Playing E GAB

Missouri Play Party

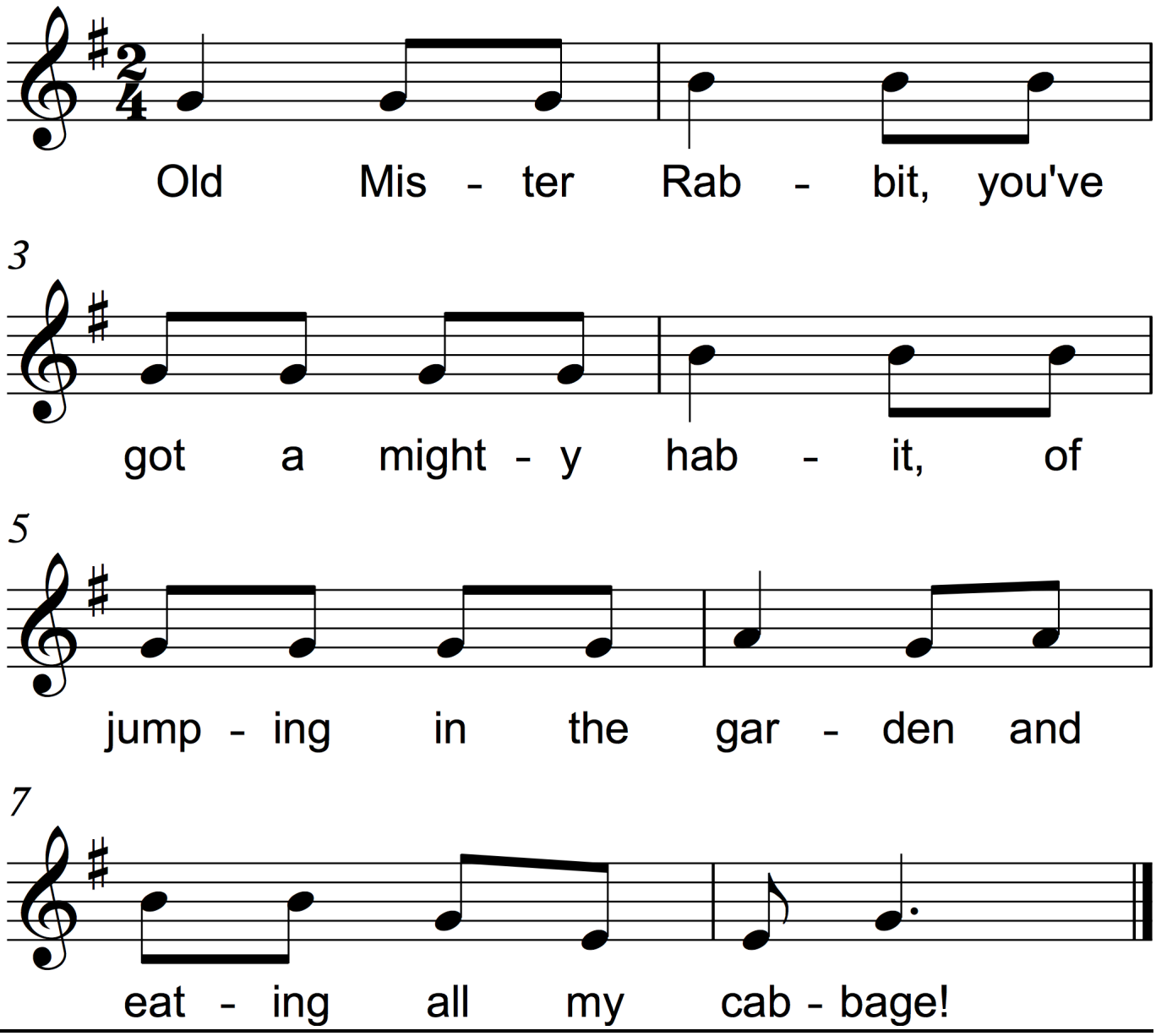

Red Sails

Playing DE GAB

Source Unknown

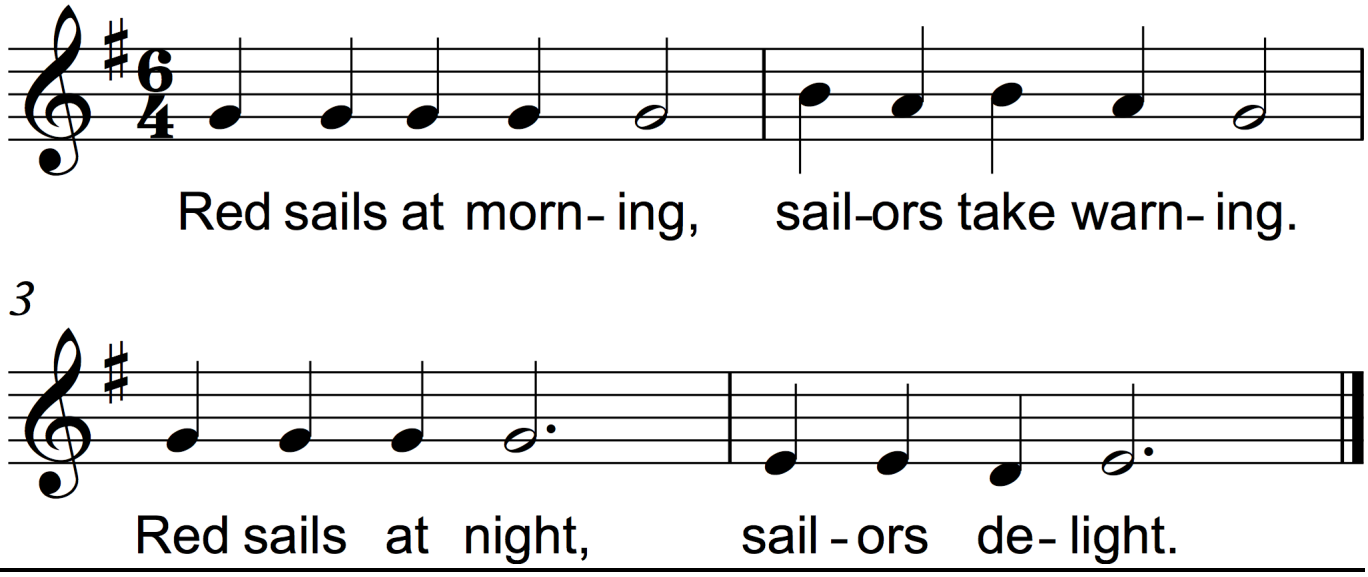

Chickalileo

Playing DE GAB

American Folk Song



Cotton-eyed Joe

Playing DE GAB

American Folk Song

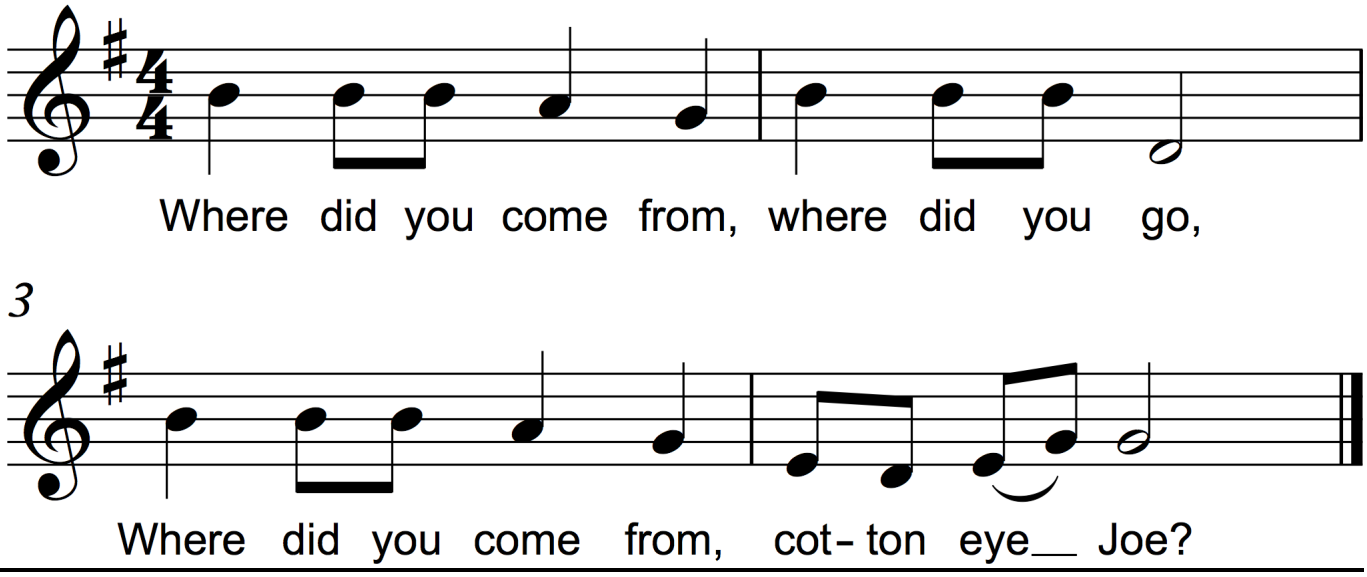

Ice Cream, Soda

Playing DE GAB

Jump Rope Song



Band of Angels

Playing DE GAB

American Folk Song



Wayfaring Stranger

Playing DE GAB

American Folk Song



See Saw

Playing B d

English Nursery Rhyme



Mary Had a Little Lamb

Playing GAB d

Words and Music by
Sarah Josephina Hale, 1830



Largo

(from Dvorak's *New World Symphony*)

Playing GAB d

Antonin Dvorak



Amazing Grace

Playing D E GAB d

John Newton, 1779 American Folk Tune

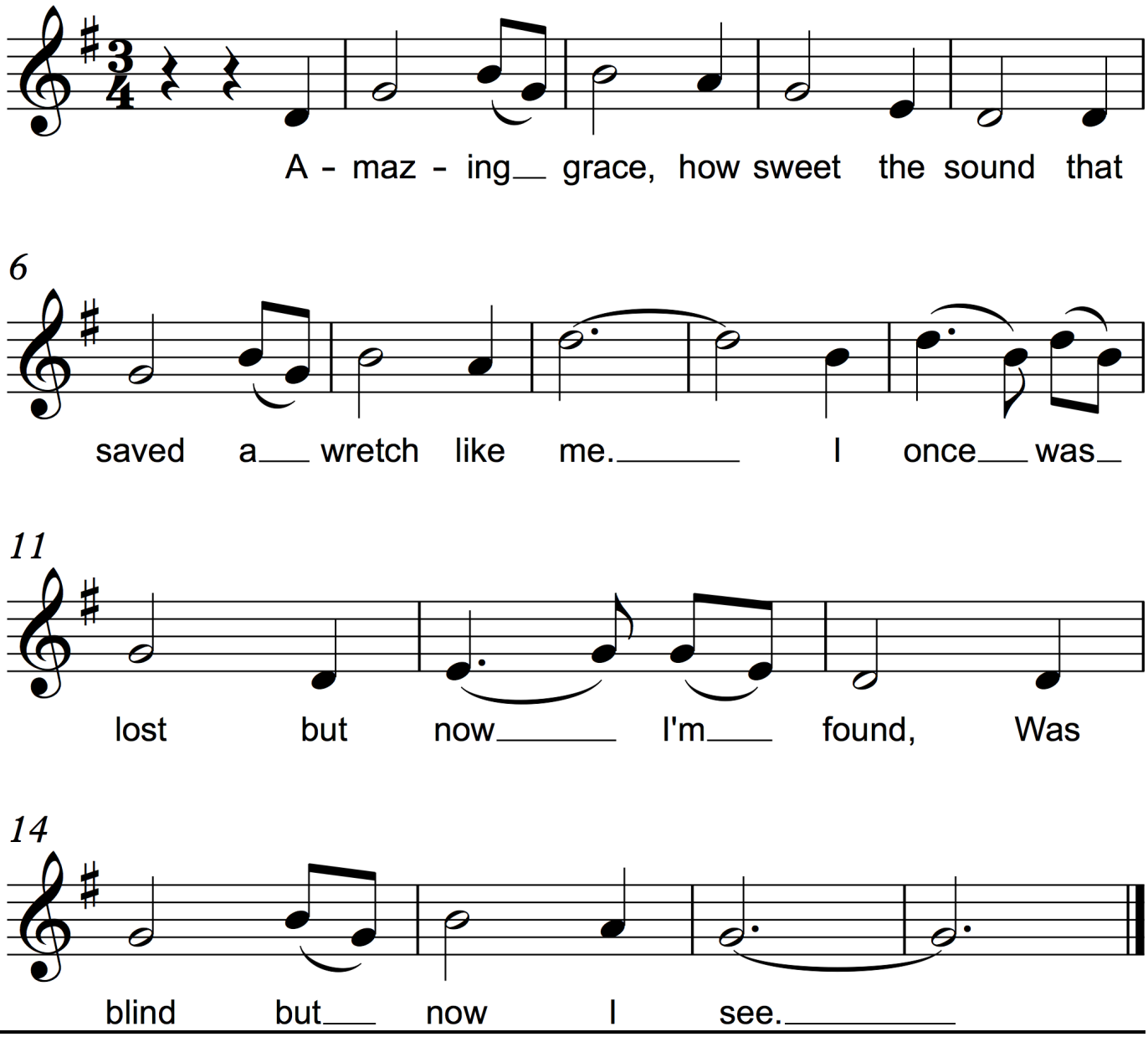

Button, Button

Playing A cd

Origin Unknown

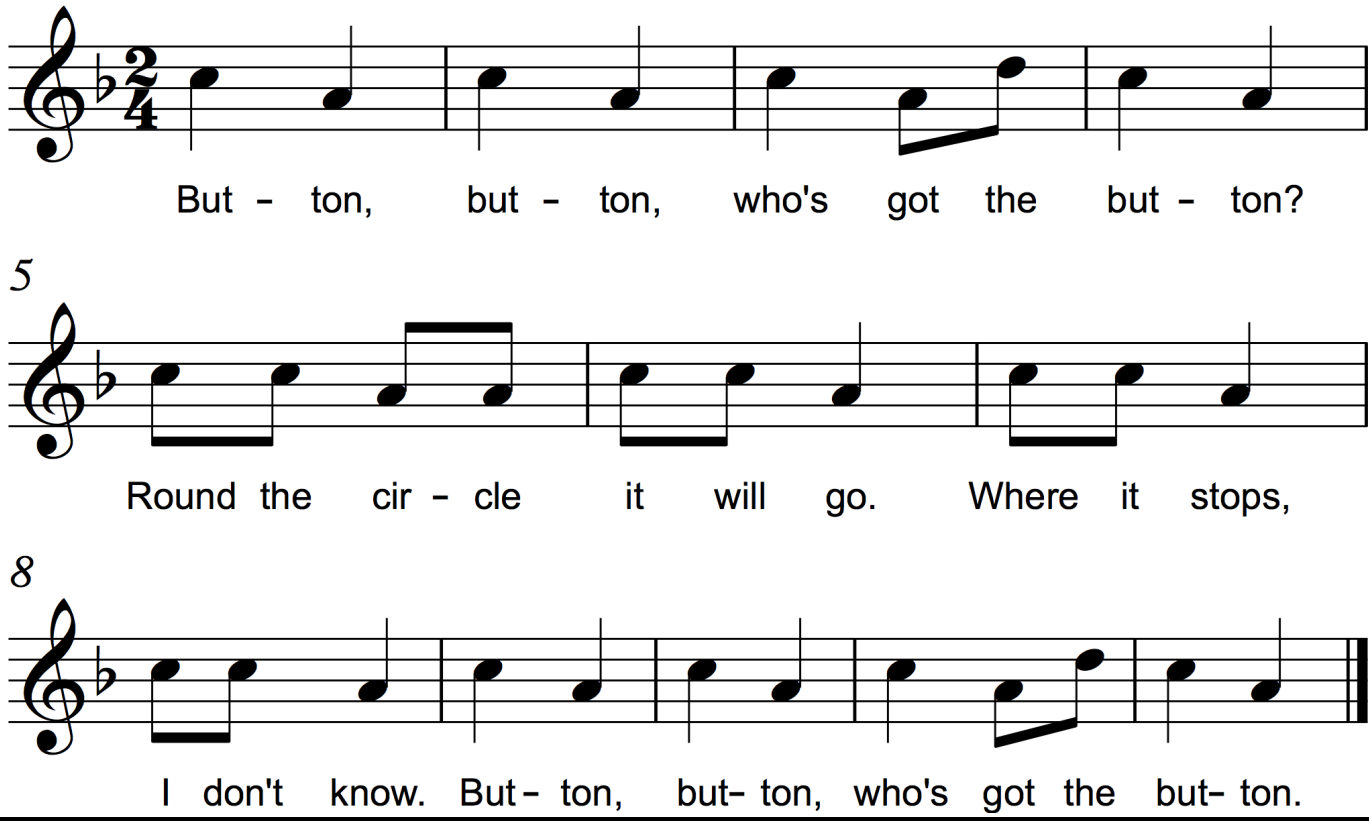

Good Night, Ladies

Playing D GAB c d

Att. Edwin Pearce Christy, 1867



God Is So Good

Playing GAB c d

Paul Makai, c. 1970
Tr. Marilyn Foulkes, c. 1970



2. He loves me so... He's so good to me.
3. He answers prayer... He's so good to me.
4. He's coming soon... He's so good to me.

Go Tell Aunt Rhody

Playing GAB c d

American Folk Song

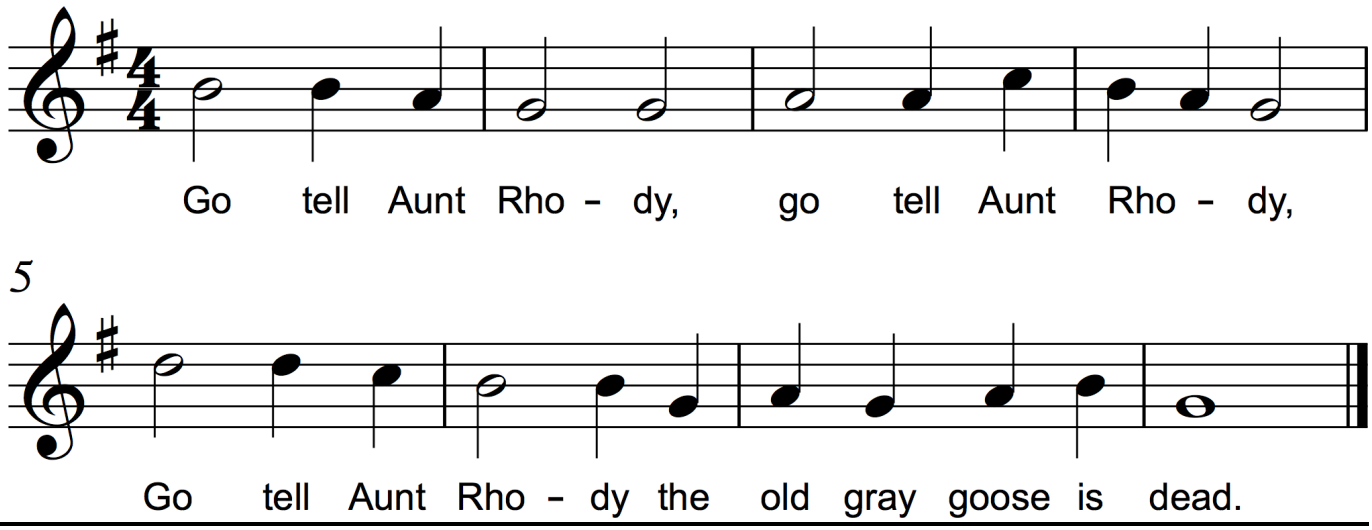

All Through the Night

(Harmony Part)

Playing B c d

American Folk Song



Who Built the Ark?

Playing DE GAB

African-American Spiritual

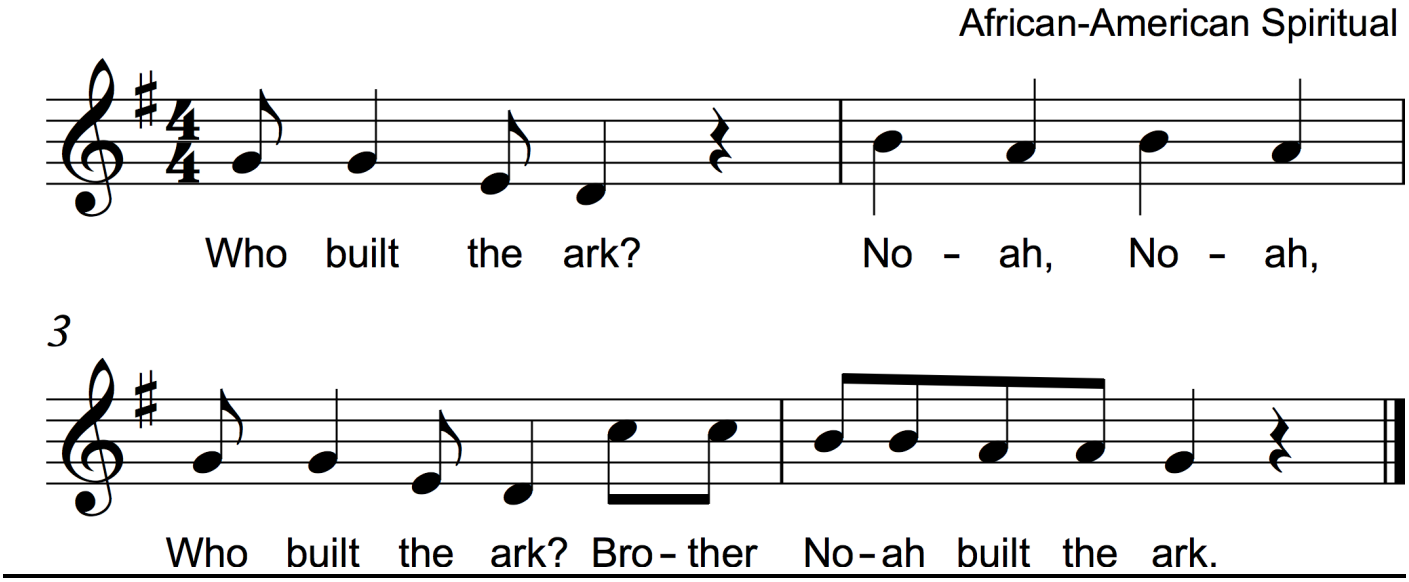

When the Saints Go Marching In

Playing GAB c d

Unknown Origin, c. 1900



Alouette

Playing D GAB cd



Joyful, Joyful, We Adore Thee
(Ode to Joy)

Playing D GAB c d

Henry Van Dyke, 1907

Ludwig van Beethoven,
from Symphony #9



Jingle Bells

Playing GAB c d

Words and Music by
James Lord Pierpont, 1857

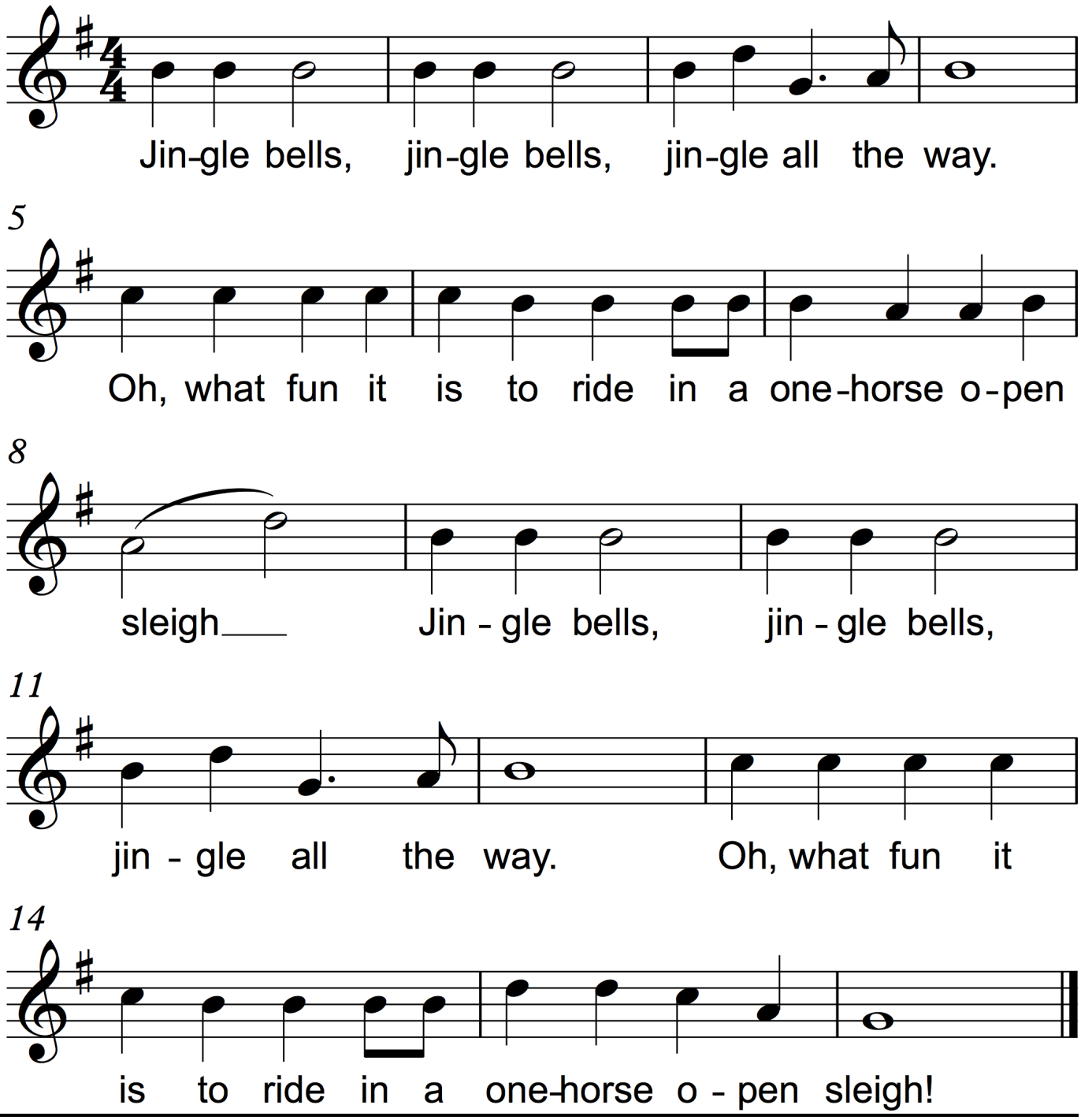

I Know Where I'm Going

Playing GAB c d

American Folk Song



Oats & Beans & Barley Grow

Playing GAB c d

American Folk Song



He Is Born (Il Est Ne)

Playing D GAB c d

French Carol, c. 1862



Hot Cross Buns

(Key of D)

Playing D E F#

English nursery rhyme



Largo

(from Dvorak's *New World Symphony*)

Playing GAB d (Key of D)

Antonin Dvorak



B-i-n-g-o

Playing D F# GAB c

English Folk Song

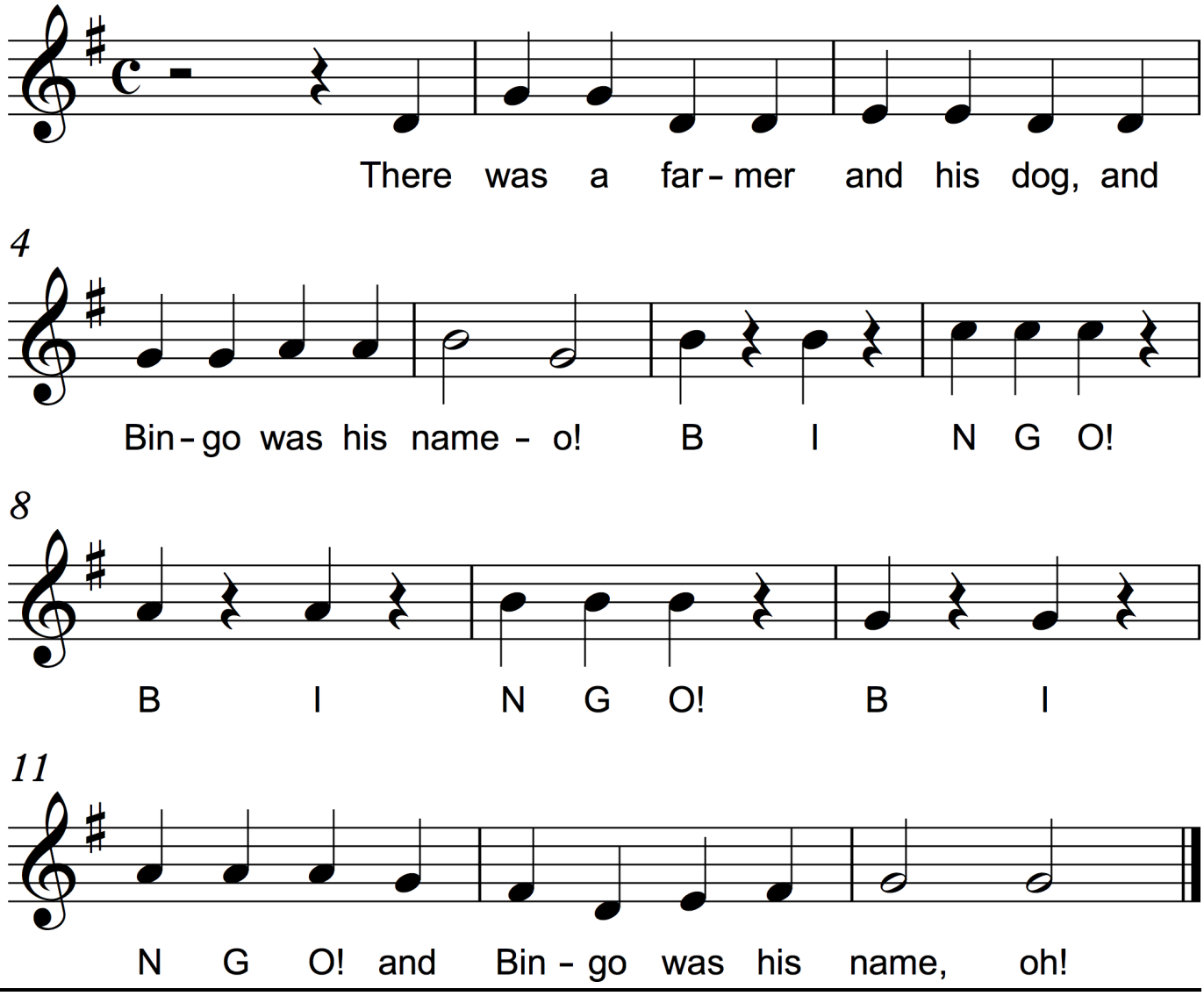

Old Time Religion

Playing DE F# GAB

African-American Spiritual
Adapted by Charles D. Tillman, 1899



Yankee Doodle

Playing DE F# GAB c

Dr. Richard Shuckburgh, c. 1755

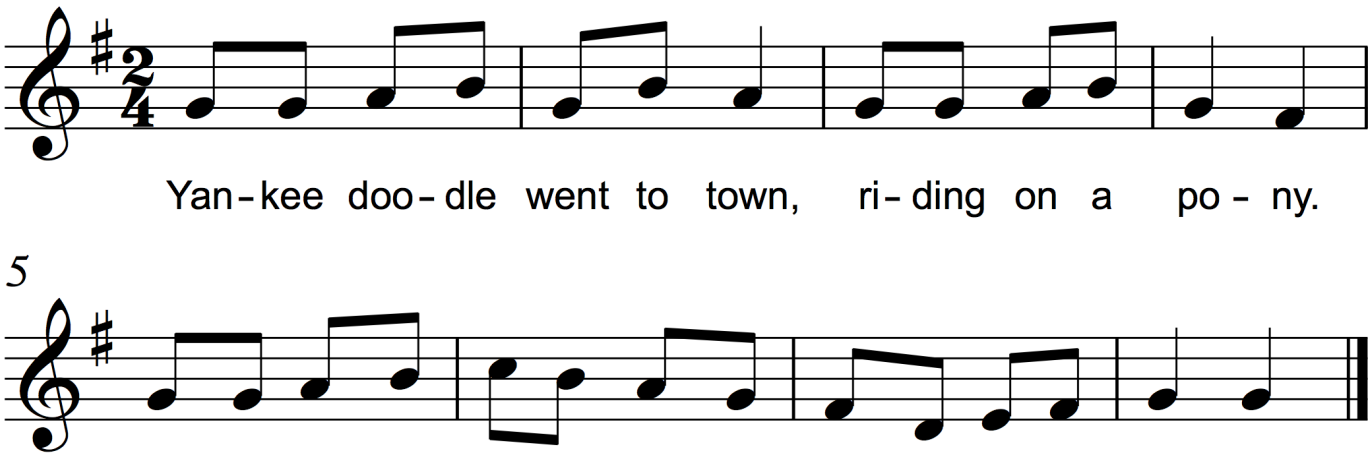

Li'l Liza Jane

Playing DE F# GAB d

African-American Folk Song, c. 1800

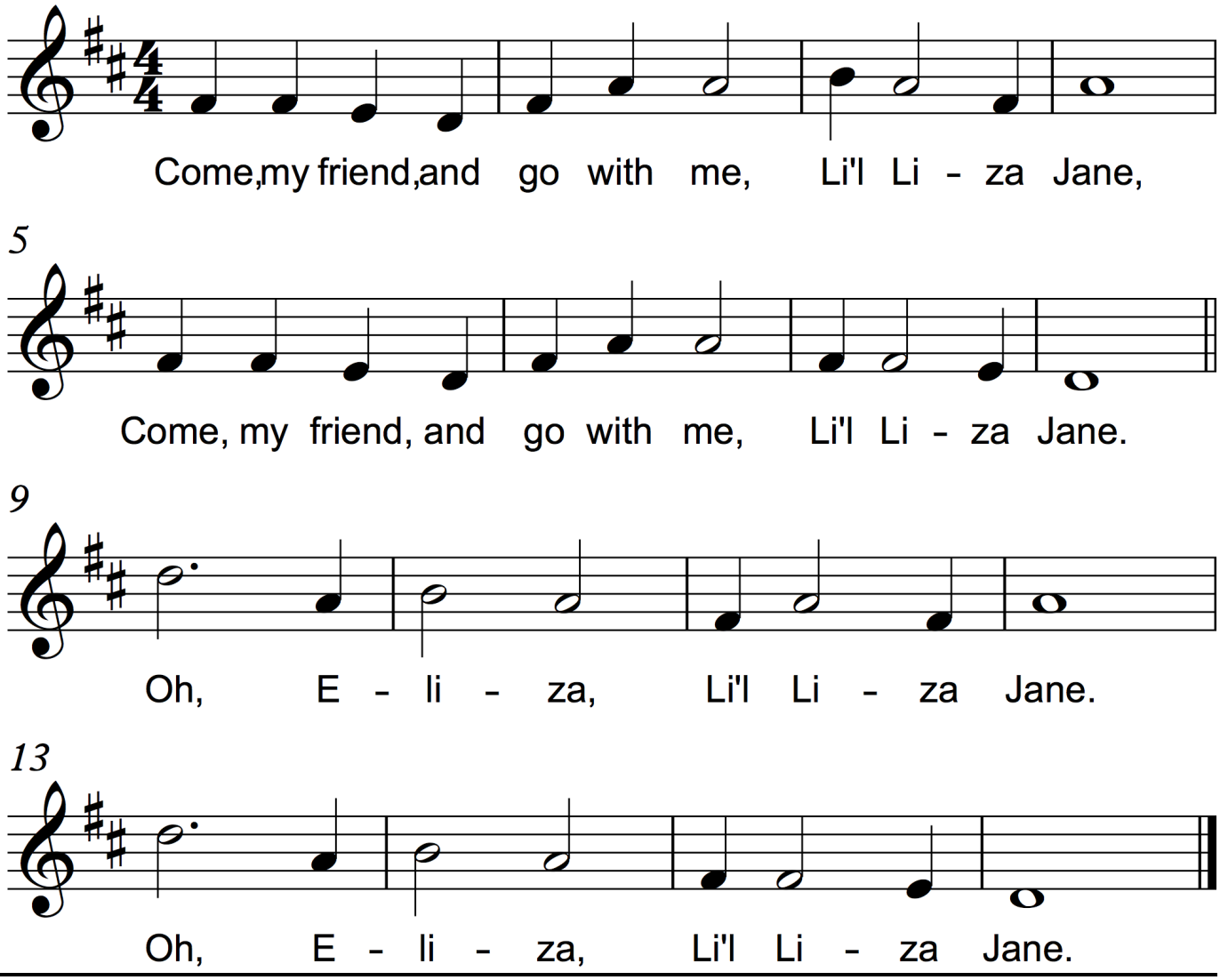

We Three Kings of Orient Are

Playing E F# GAB cd

Words and Music by
John Henry Hopkins, 1857



Away in a Manger

Playing DE F# GAB cd

Anonymous

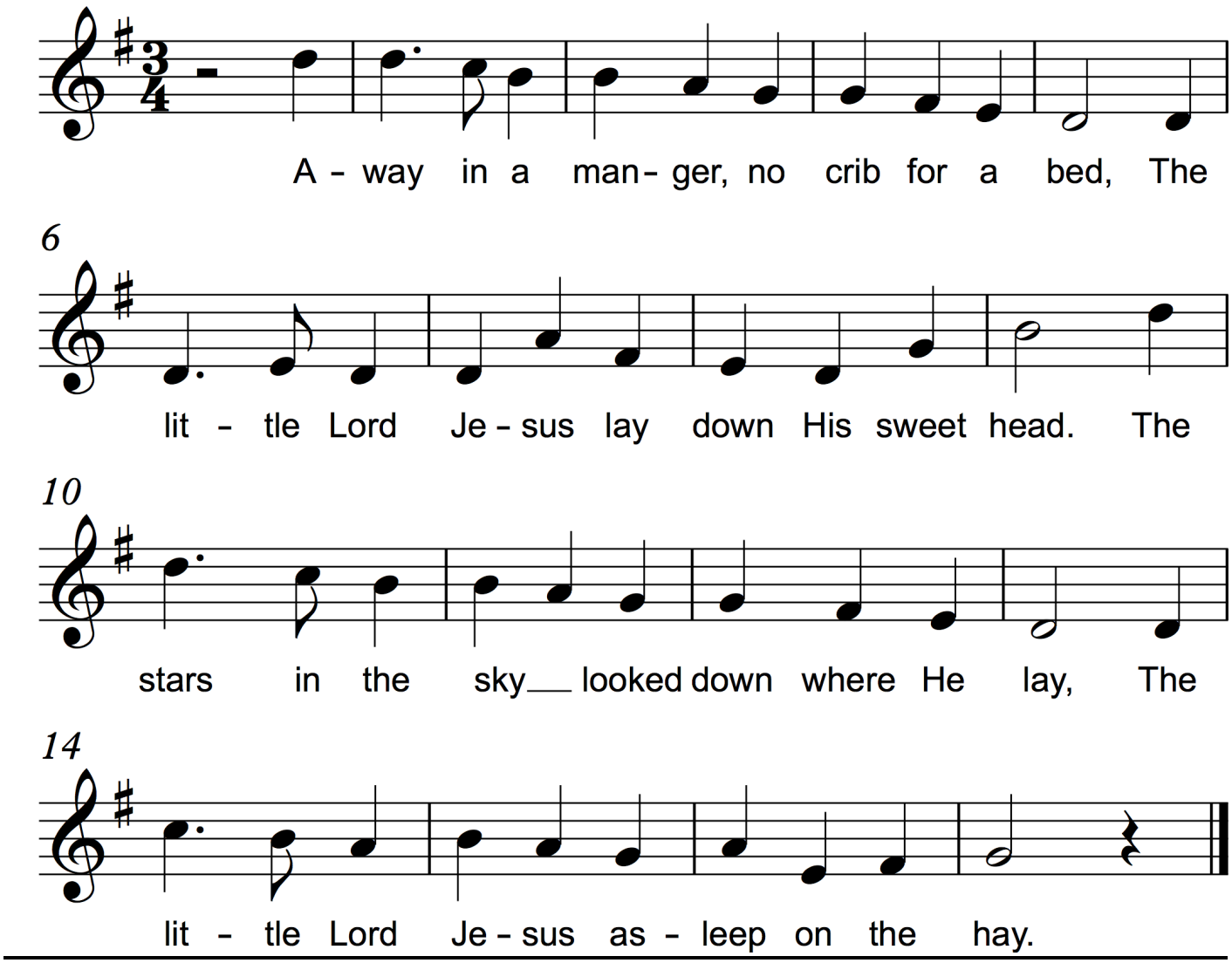

We Wish You a Merry Christmas

Playing DE F# GAB c d

English Carol



Simple Gifts

Playing DE F# GAB c d

Shaker Song



Both players play at all times.
When there is only one note, they play the same note together.

God Is So Good

Playing CDE FG (Key of C)

Paul Makai, c. 1970
Tr. Marilyn Foulkes, c. 1970



2. He loves me so... He's so good to me.
3. He answers prayer... He's so good to me.
4. He's coming soon... He's so good to me.

Mary Had a Little Lamb

Playing CDE G (Key of C)

Words and Music by
Sarah Josephina Hale, 1830



Largo

(from Dvorak's *New World Symphony*)

Playing CDE G (Key of C)

Antonin Dvorak



Li'l Liza Jane

Playing CDE GAB c (Key of C)

African-American Folk Song, c. 1800



I'm Gonna Sing

Playing CDEF# G A B c

African-American Spiritual



We Shall Overcome

Playing CDEF F# GAB cd

Att. Charles Albert Tindley, c. 1947

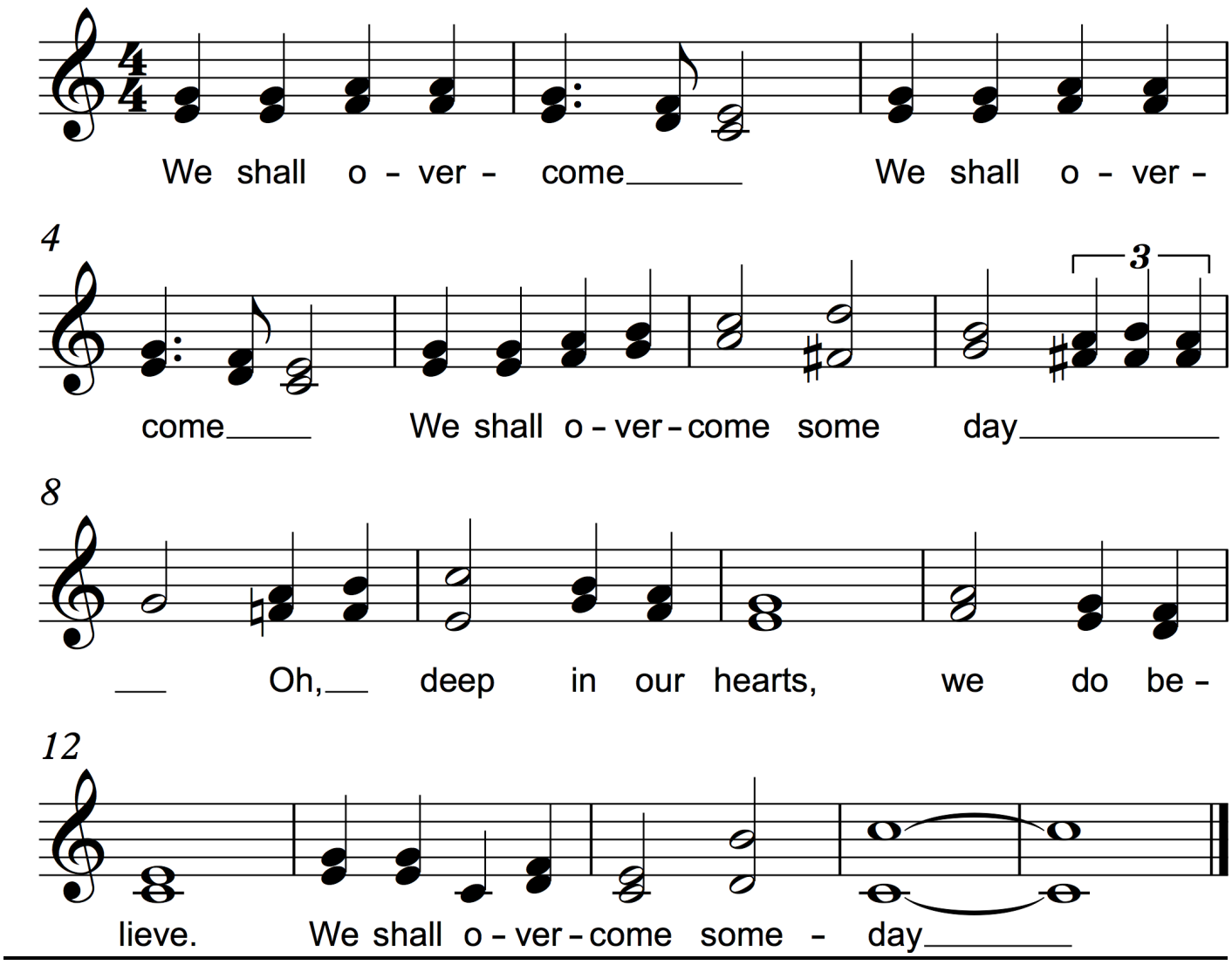

Frosty Weather

Playing FGA cd

Irish Children's Song



This Little Light of Mine

Playing CDE F GAB c

African-American Spiritual



Joy to the World

Playing CDE F GAB c

Isaac Watts, 1719

Att. Lowell Mason



Go Tell It On the Mountain

Playing CD F GA Bb c d

African-American Spiritual



Lovely Evening

(Three part round)

Playing F GA Bb c d

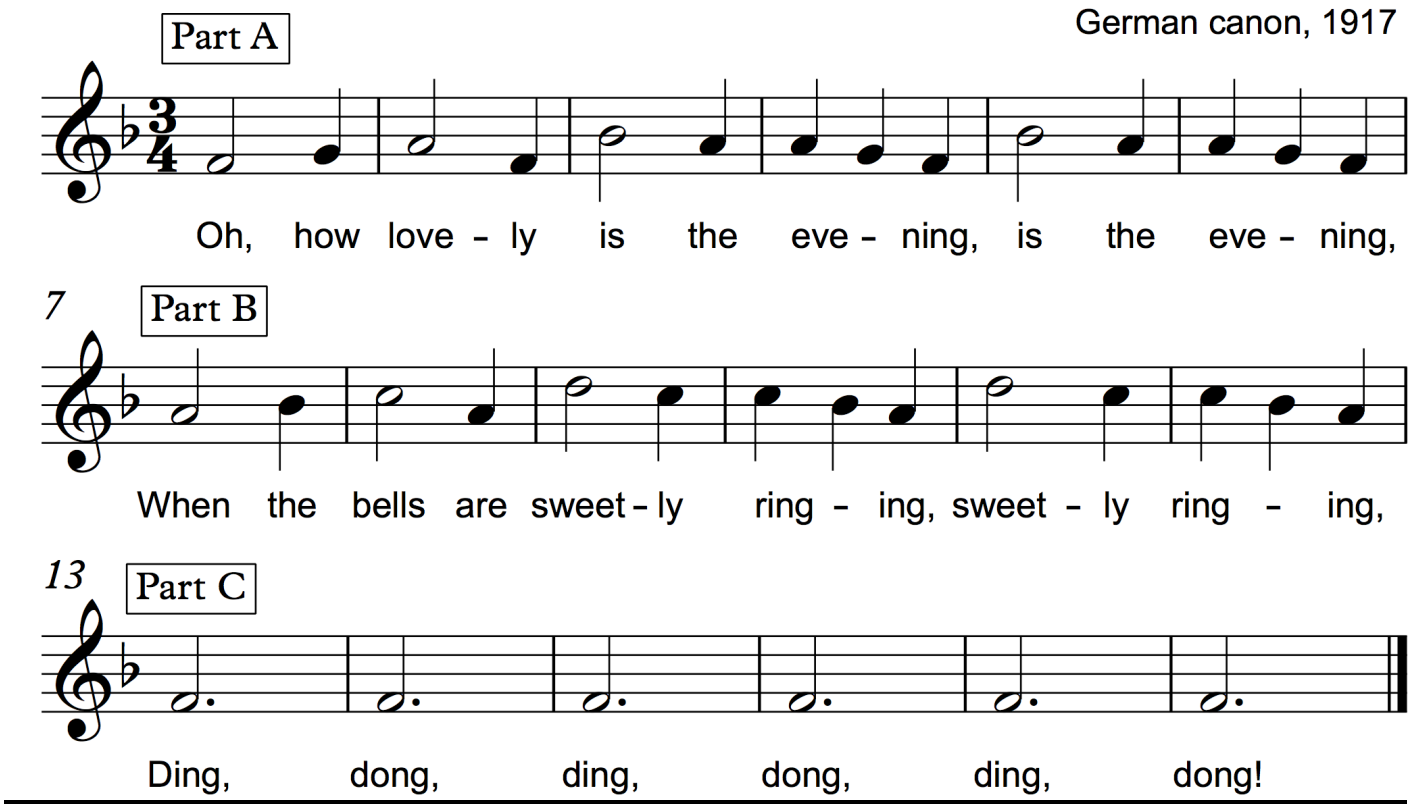

My Country, 'Tis of Thee

(God Save the Queen)

Playing EF GA Bb c d

Samuel Francis Smith, 1831

Henry Carey



"God Save the Queen" is the national and/or royal anthem in a number of Commonwealth realms, their territories, and the British Crown Dependencies.The author of the tune is unknown but a 1619 attribution to John Bull is sometimes made. In Canada, it may be played with the national anthem, "O Canada," at formal ceremonies involving national royalty or vice-royalty.

My Jesus, I Love Thee

Playing CDEF G A Bb c d

William R. Featherston, 1864 — Adoniram J. Gordan, 1876



Into My Heart

Playing CDEF G G# A Bb c d

Harry D. Clarke, 1924